



Option Writing Share Class (TCG539)

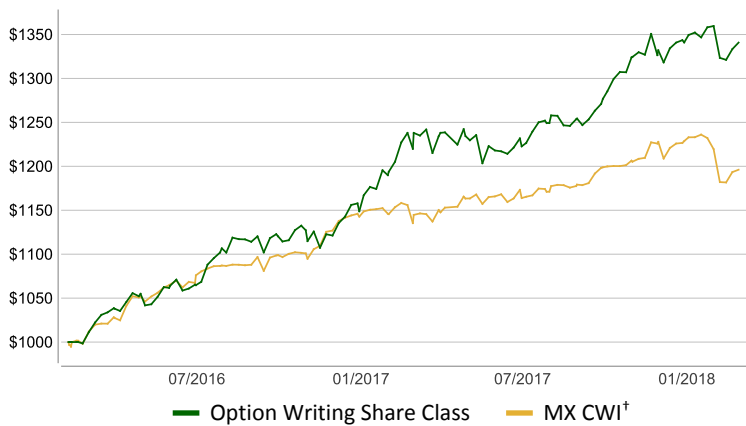
Actively Managed

Reporting as of February 28, 2018

Investment Objective

The investment objective of the CFG Custom Portfolio Corporation, Option Writing Class (the "Class") is to generate above average cash flow by investing in a portfolio of common and/or convertible securities combined with the sale of options. The Class expects to receive both dividend and/or distribution income from the underlying securities as well as premium from the sale of call and/or put options.

Growth of \$1000



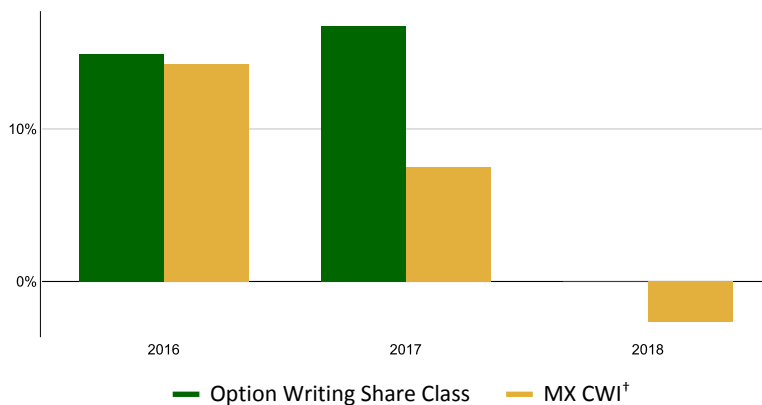
Key Statistics

	1 M	3 M	6 M	1 Y	3 Y*	5 Y*	SI*
Returns	-1.38%	0.66%	6.90%	9.91%			15.33%
	-1.92%	-2.58%	1.44%	5.36%			9.10%
Sharpe Ratio	-1.42	0.36	1.91	1.25			1.98
	-1.82	-1.36	0.22	0.71			1.48
Maximum	-2.83%	-2.83%	-2.83%	-3.12%			-3.12%
Drawdown	-3.11%	-4.40%	-4.40%	-4.40%			-4.40%

— Option Writing Share Class — MX CWI[†]

*Annualized returns
Inception date February 29, 2016

Annual Returns



— Option Writing Share Class — MX CWI[†]

Key Data

AUM (Mn CAD)	\$43.32
NAV/Share	\$11.67
Total Portfolio Holdings	56
FundServ codes	TCG539
Cost and Fees ¹	0.70%
Initial purchase	\$500
Additional purchase	\$100
Distribution per Share	\$0.05/month
Benchmark [†]	Montreal Exchange Covered Call Writers Index

Top 10 Holdings

Security	Weight
ISHARES S&P/TSX CDN PFD	24.83%
PREMIUM INCOME CORP -PFD-	7.01%
ALIBABA GROUP HOLDING LTD	5.51%
BCE INC	4.52%
NETFLIX	4.31%
BANK OF NOVA SCOTIA	3.67%
ROYAL BANK OF CANADA	3.50%
ISHARES CORE CANADIAN ST	3.15%
BCECN 3.55 12/31/49 PFD	2.99%
CANADIAN IMPERIAL BANK OF	2.71%

Standard Deviation

Period	Option Writing Share Class	MX CWI [†]
Since Inception	6.20%	4.43%
3 years		
5 years		

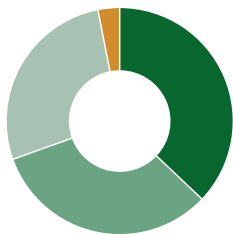
Annual Returns

Period	Option Writing Share Class	MX CWI [†]
2018	-0.01%	-2.65%
2017	16.72%	7.52%
2016	14.88%	14.27%

Investment Strategy

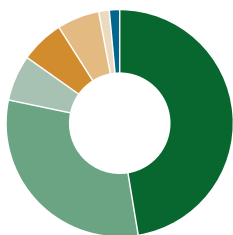
To achieve the stated objectives, the Class may be invested in large-to-mid-capitalization common shares, dividend-paying equities and other Canadian and, as appropriate, U.S. and international securities such as ETFs with both lower systematic risk and higher expected returns through capital appreciation, dividend income, or a combination of both. To optimize the Class portfolio for current market conditions, the portfolio manager may change sector and geographic allocations, as well as tactical approach and investment style. Tactically, the portfolio manager will typically sell covered call options on securities held directly in the Class portfolio or that can be acquired through various derivative strategies, but may also buy puts to hedge against downside market movements, write cash-secured puts to acquire shares, or buy calls as a stock replacement strategy. The Class may also utilize leverage to a maximum of 20% in aggregate (at the time of incurring leverage) of the portfolio’s asset value.

Asset Allocation²



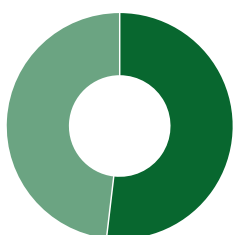
Preferred	37.8%
Equity	33.1%
Cash	28.0%
Bonds & Debentures	3.1%
Option	-2.1%

Sector Allocation³



Information Technology	47.4%
Financials	30.9%
Consumer Discretionary	6.5%
Industrials	6.2%
Telecommunication Services	6.0%
Materials	1.5%
OTHER	1.5%

Geographic Allocation⁴



Canada	51.9%
United States	48.1%

Who can purchase the pool?

Pools may be purchased by licensed Portfolio Managers and accredited investors only.

Liquidity

The Class is available for withdrawal and is not subject to any deferred sales charges. Transactions in the Class occur only when the net asset value (NAV) is calculated at the close of every Wednesday and last business day of each month and quarter.

Suitability and Risk Profile

The Class employs complex investment strategies and tactics, and is only suitable for investment proportionally within an approved Croft Mandate and/or by accredited investors. Financial markets can be risky over short periods. Longer term investors benefit from time, which tempers the effects of market volatility. A longer time horizon reduces the chances of losing money and enhances the odds of earning a return close to the long-term average.

Disclaimer and Notes

¹Includes 25 bps management fee and an estimated 45 bps direct pool expenses. For further information please refer to the CFG Custom Portfolio Corporation Financials, available from www.croftgroup.com.

²Asset Allocation – CAD actual, marked to market as of close on the date quoted

³Sector Allocation – CAD notional, including option exposures with cash adjusted to total 100%

⁴Geographic Allocation – CAD notional, including option exposures with cash adjusted to total 100%

Portfolio management services provided by R. N. Croft Financial Group Inc. Performance is not guaranteed. Portfolio values change frequently, and past performance may not be repeated. Performance is based on actual returns net of embedded management, operating fees and transaction costs, but are not adjusted for any account or relationship manager fees. Portfolio returns are net of all withholding taxes. Performance data have not been audited and are for illustrative purposes only. R. N. Croft Financial Group Inc. is a licensed Portfolio Manager and Investment Fund Manager serving individual and institutional clients throughout Canada. Valuations and performance results are reported in Canadian dollars. Additional information regarding calculating and reporting performance is available upon request. Please contact R. N. Croft Financial Group Inc., 801-251 Consumers Road, Toronto, ON M2J 4R3, Telephone: 905-695-7777 or Toll-free: 1-877-289-2884.