



Enhanced Growth Mandate

CFG Model Portfolio

Reporting as of January 31, 2019

Portfolio Description

The **Enhanced Growth Mandate** is a three-pool portfolio based on a growth-biased balance between more stable, yield-bearing assets (such as Fixed Income, Preferred Shares, Real Estate Investment Trusts [REITs], Covered Call and Credit Spread Strategies), via the Income Share Class and Option Writing Share Class, and higher-risk, growth-oriented asset classes (primarily Common Shares of publicly listed companies), via the Equity Share Class.

Investment Objective

The objective of the **Enhanced Growth Mandate** is to achieve better risk-adjusted returns than a passive, low-cost, diversified portfolio benchmark (The Real World Growth Index). The **Enhanced Growth Mandate** aims to achieve this objective by holding in client accounts three Share Classes in target proportions of 25% Income Share Class, 65% Equity Share Class and 10% Option Writing Share Class. Croft Financial Group will rebalance back to this target at least annually. In addition, rebalancing takes place within each Share Class on a more frequent basis to manage market risk, take advantage of market opportunity, and manage cash positions. For further information, including a more detailed description of the investment objectives and strategy for each of the component Share Classes, please review our Relationship Disclosure Document and/or Share Class Fact Sheets, both available at www.croftgroup.com.

Growth of \$1000



Key Statistics

	1 M	3 M	6 M	1 Y	3 Y*	5 Y*	SI*
Returns	6.55%	0.34%	-5.57%	-2.37%			7.44%
	4.17%	2.75%	-2.64%	0.06%			6.09%
Sharpe Ratio	7.78	-0.05	-0.70	-0.30			0.60
	12.83	0.69	-0.66	-0.21			0.64
Maximum Drawdown	0.00%	-11.34%	-18.08%	-18.08%			-18.08%
	0.00%	-5.96%	-9.36%	-9.73%			-9.73%

■ Enhanced Growth Mandate ■ RWI-G⁺

*Annualized returns
Inception date February 29, 2016

Portfolio

Symbol	Security	Weight
TCG534	Income Share Class	25%
TCG531	Equity Share Class	65%
TCG539	Option Writing Share	10%
Distribution		Monthly
Benchmark [†]		Real World Index – Growth

Top 10 Holdings (effective)

Security	Weight
RCICN 2.8 03/13/19	4.75%
F 2.939 02/19/19	4.61%
OPEN TEXT CORP	2.93%
CANADIAN TIRE CORP CLASS A	2.71%
FACEBOOK INC	2.69%
ISHARES S&P/TSX CDN PFD	2.69%
BROOKFIELD ASSET MANAGEMENT INC	2.64%
CCL INDUSTRIES INC - CLASS B	2.62%
WASTE CONNECTIONS INC	2.57%
RICHELIEU HARDWARE LTD	2.54%

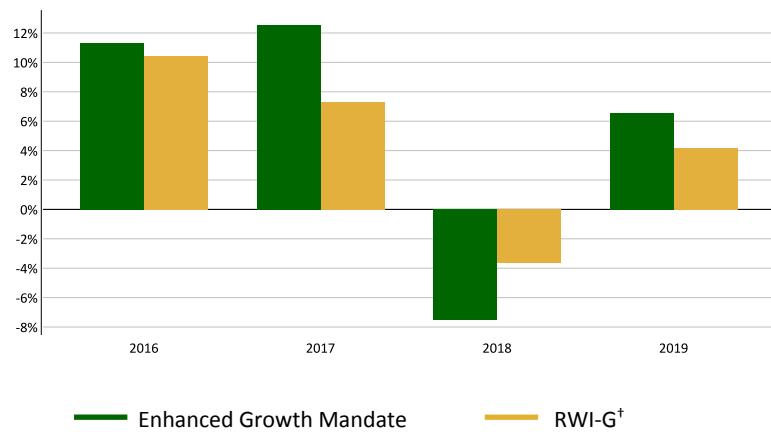
Annual Returns

Period	Enhanced Growth	RWI-G ⁺
2019	6.55%	4.17%
2018	-7.50%	-3.66%
2017	12.52%	7.30%
2016	11.31%	10.46%

Standard Deviation

Period	Enhanced Growth	RWI-G ⁺
Since Inception	8.37%	6.15%
3 years		
5 years		

Annual Returns



Disclaimer and Notes

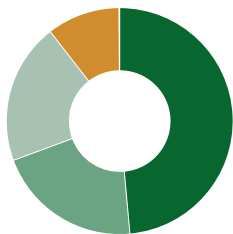
¹ Asset Allocation – CAD actual, marked to market as of close on the date quoted

² Sector Allocation – CAD notional, including option exposures with cash adjusted to total 100%

³Geographic Allocation – CAD notional, including option exposures with cash adjusted to total 100%

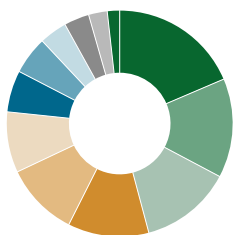
Portfolio management services provided by R N Croft Financial Group Inc. Performance is not guaranteed. Portfolio values change frequently, and past performance may not be repeated. Performance is based on the actual historical returns of the underlying pools, which are net of embedded management fees, operating fees, transaction costs and all withholding taxes, but are not adjusted for any account or relationship manager fees. The inception date is the inception date of the underlying pooled funds. Performance data have not been audited and are for illustrative purposes only. The results presented are not those of an actual performance record, as no client accounts held the underlying securities in the specific proportions of this mandate. The results are based on simulated or hypothetical performance results that have certain inherent limitations, including the fact that they are designed with the benefit of hindsight. R N Croft Financial Group Inc. is a licensed Portfolio Manager and Investment Fund Manager serving individual and institutional clients throughout Canada. Valuations and performance results are reported in Canadian dollars. Additional information regarding calculating and reporting performance is available upon request. Please contact R N Croft Financial Group Inc., 801-251 Consumers Road, Toronto, ON M2J 4R3, Telephone: 905-695-7777 or Toll-free: 1-877-249-2884.

Asset Allocation¹



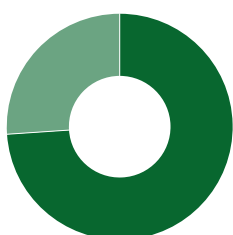
Equity	48.6%
Bonds & Debentures	20.8%
Cash	20.2%
Preferred	10.4%
Private Equity	0.1%
Option	-0.1%

Sector Allocation²



Financials	18.6%
Industrials	14.2%
Consumer Discretionary	13.1%
Health Care	11.6%
Information Technology	10.5%
Communication Services	8.7%
Materials	5.9%
Consumer Staples	5.4%
Energy	4.0%
Utilities	3.6%
Telecommunication Services	2.7%
Real Estate	1.8%

Geographic Allocation³



Canada	73.9%
United States	26.1%