



Enhanced Income Mandate

CFG Model Portfolio

Reporting as of October 31, 2017

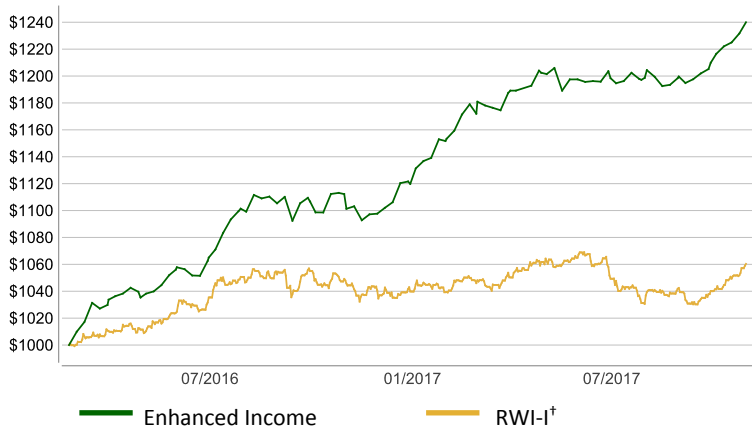
Portfolio Description

The **Enhanced Income Mandate** seeks to generate above average cash flow that will appeal to investors who are making regular withdrawals from their portfolio. Cash flow is generated by direct investment in yield-bearing assets (such as bonds, preferred shares and REITs) via the Income Share Class, and with covered calls on higher-risk, growth-oriented assets in both the Income and Option Writing Share Classes.

Investment Objective

The objective of the **Enhanced Income Mandate** is to achieve better risk-adjusted returns than a passive, low-cost, diversified portfolio benchmark (The Real World Income Index). The **Enhanced Income Mandate** aims to achieve this objective by holding in client accounts two Share Classes in target proportions of 70% Income Share Class and 30% Option Writing Class. Croft Financial Group will regularly re-balance back to target in addition to any re-balancing that takes place within each Share Class to manage market risk, take advantage of market opportunity, and minimize cash positions. Further information, including a more detailed description of the investment objectives and strategy for each of the component Share Classes, please review our Relationship Disclosure Document and/or Share Class Fact Sheets, both available at www.croftgroup.com.

Growth of \$1000



Key Statistics

	1 M	3 M	6 M	1 Y	3 Y*	5 Y*	SI*
Returns	2.49%	3.45%	3.12%	11.49%			13.63%
	1.95%	2.89%	-0.13%	1.07%			3.54%
Sharpe Ratio	25.12	4.37	1.60	2.56			2.86
	8.73	3.24	-0.38	0.02			0.71
Maximum Drawdown	0.00%	-0.98%	-1.39%	-1.75%			-1.83%
	-0.20%	-1.17%	-3.63%	-3.63%			-3.63%

■ Enhanced Income Mandate ■ RWI-I[†]

*Annualized returns
Inception date February 29, 2016

Portfolio

Symbol	Security	Weight
TCG534	Income Share Class	70%
TCG539	Options Writing Share Class	30%
Distribution		Monthly
Benchmark [†]		Real World Index – Income

Top 10 Holdings (effective)

Security	Weight
ISHARES S&P/TSX CDN PFD	13.27%
PREMIUM INCOME CORP -PFD-	4.68%
ISHARES 20+ YEAR TREASURY BOND	4.22%
FINANCIAL 15 SPLIT CORP PFD	3.32%
BMO LADDERED PREFERRED SHARE	2.79%
CANADIAN NATIONAL RAILWAY	2.68%
ALGONQUIN POWER & UTILITIES CORP	2.29%
CANADIAN PACIFIC RAILWAY LIMITED	2.27%
CHARTWELL RETIREMENT RESIDENCE	2.15%
BCE INC	2.12%

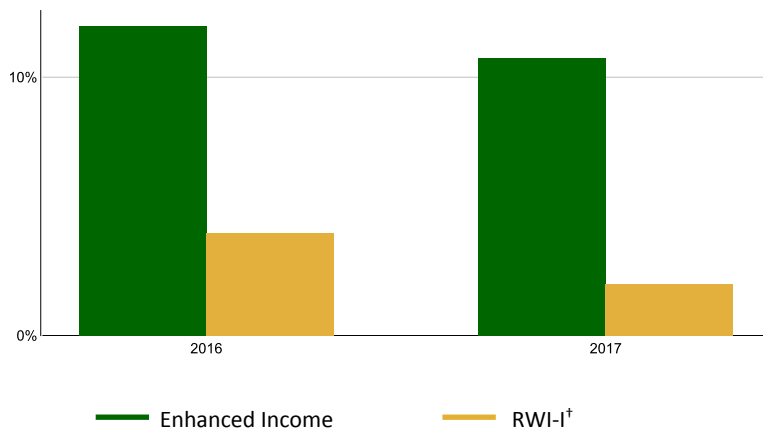
Annual Returns

Period	Enhanced Income Mandate	RWI-I [†]
2017	10.73%	1.98%
2016	11.98%	3.98%

Standard Deviation

Period	Enhanced Income Mandate	RWI-I [†]
Since Inception	3.98%	2.67%
3 years		
5 years		

Annual Returns



Disclaimer and Notes

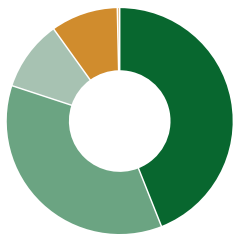
¹ Asset Allocation – CAD actual, marked to market as of close on the date quoted

² Sector Allocation – CAD notional, including option exposures with cash adjusted to total 100%

³Geographic Allocation – CAD notional, including option exposures with cash adjusted to total 100%

Portfolio management services provided by R N Croft Financial Group Inc. Performance is not guaranteed. Portfolio values change frequently, and past performance may not be repeated. Performance is based on the actual historical returns of the underlying pools, which are net of embedded management fees, operating fees, transaction costs and all withholding taxes, but are not adjusted for any account or relationship manager fees. The inception date is the inception date of the underlying pooled funds. Performance data have not been audited and are for illustrative purposes only. The results presented are not those of an actual performance record, as no client accounts held the underlying securities in the specific proportions of this mandate. The results are based on simulated or hypothetical performance results that have certain inherent limitations, including the fact that they are designed with the benefit of hindsight. R N Croft Financial Group Inc. is a licensed Portfolio Manager and Investment Fund Manager serving individual and institutional clients throughout Canada. Valuations and performance results are reported in Canadian dollars. Additional information regarding calculating and reporting performance is available upon request. Please contact R N Croft Financial Group Inc., 218 Steeles Ave. East, Thornhill, ON L3T 1A6, Telephone: 905-695-7777 or Toll-free: 1-877-249-2884.

Asset Allocation¹



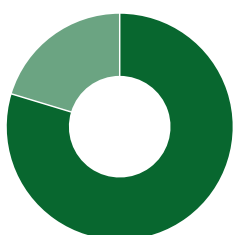
Equity	44.4%
Preferred	36.4%
Bonds & Debentures	10.1%
Cash	9.7%
Private Equity	0.3%
Option	-1.0%

Sector Allocation²



Financials	18.9%
Real Estate	15.8%
Consumer Discretionary	15.2%
Information Technology	14.0%
Industrials	9.7%
Telecommunication Services	6.4%
Energy	5.3%
Consumer Staples	5.3%
Utilities	4.7%
Health Care	4.4%
Materials	0.3%

Geographic Allocation³



Canada	79.7%
United States	20.3%