

Shariah Global Select

CFG Model Portfolio

Growth

Portfolio Description

The Shariah Global Select Portfolios are a series of diversified model portfolios that may utilize both Active and Passive mutual funds and/or ETFs tied to the individual risk tolerances and return needs of Shariah compliant investors.

The objective of the Shariah Global Select Growth Portfolio is to provide a moderate- to higher-risk investment portfolio best suited to investors who are risk-tolerant, focused on building their investment assets, and have a long-time horizon before they may need to withdraw from their portfolio.

To achieve this objective, the model will invest only in investment products that have passed several screens for permissible asset classes and business activities and have been deemed Shariah compliant by an applicable Shariah advisory committee.

Islamic religious law, commonly known as Shariah, encourages people to invest in a socially responsible way and has certain restrictions regarding finance and commercial activities permitted by Muslims. These restrictions, including prohibited industries and those against charging or paying interest, reduce the size of the overall universe in which the Portfolio may invest and may limit investment opportunities, especially in comparison to a more diversified portfolio.

Portfolio performance is tracked against the Financial Post FPX Growth benchmark*, which is a broad, globally diversified Canadian dollar model portfolio that has shown consistent capital gains biased investment appreciation since its 1997 inception.

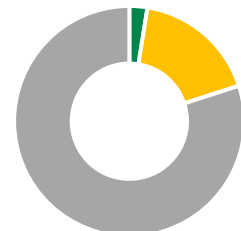
Portfolio Statistics

Period	Portfolio %	*FPX-G %
1 Month	4.90	-0.71
3 Month	8.20	-0.31
6 Month	22.70	5.55
1 Year	28.90	10.87
3 Years	11.20	5.29
5 Years	0.00	7.68
10 Years	0.00	6.96
3 Year Std Deviation	12.20	10.53
3 Year Sharpe Ratio	0.70	0.24
Portfolio Yield	0.63	
MER	1.32	

Portfolio holdings: Private
Please e-mail info@croftgroup.com for more information

Asset Allocation

- Cash 2.52%
- Fixed Income 17.50%
- Equity 79.98%



Calendar Year Returns



Growth Portfolio

	2014	2015	2016	2017	2018	2019	2020	2021	2022	2023	YTD
Growth Portfolio	0.00%	0.00%	0.00%	0.00%	0.00%	0.00%	18.90%	14.80%	-13.40%	21.40%	22.70%

*FPX-G %

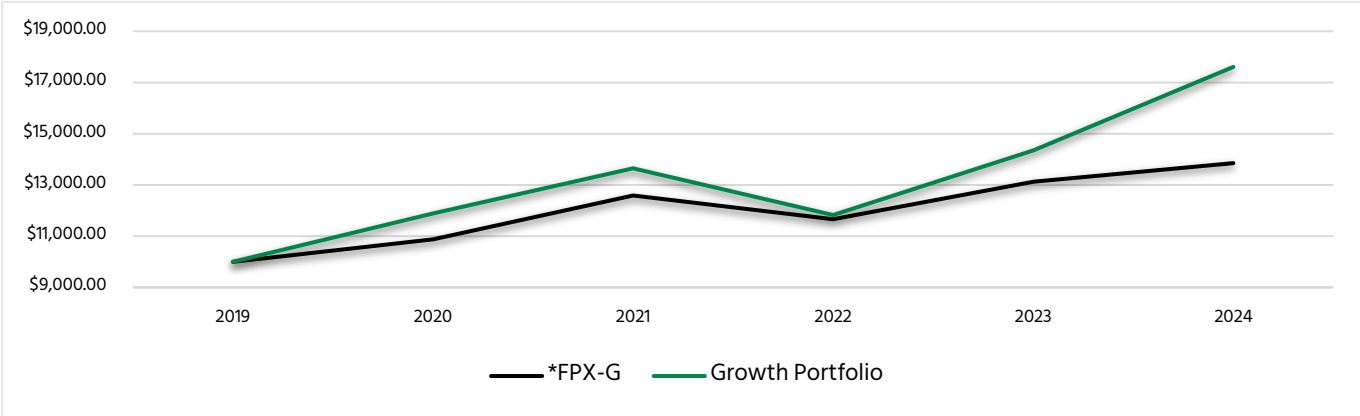
*FPX-G %	10.68%	5.31%	8.00%	8.38%	-2.69%	14.83%	8.73%	15.80%	-7.39%	12.54%	5.55%
----------	--------	-------	-------	-------	--------	--------	-------	--------	--------	--------	-------

Shariah Global Select

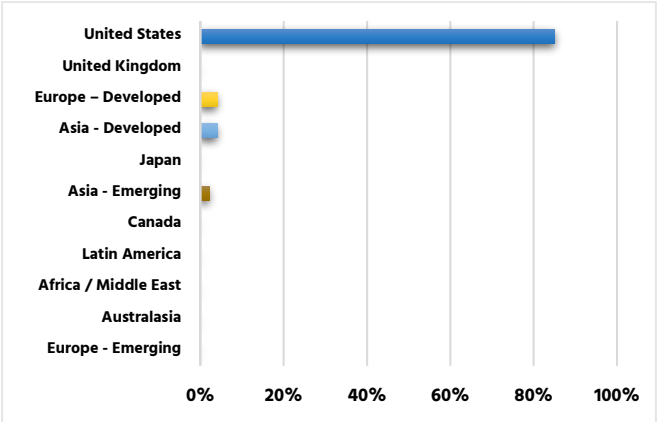
CFG Model Portfolio

Growth

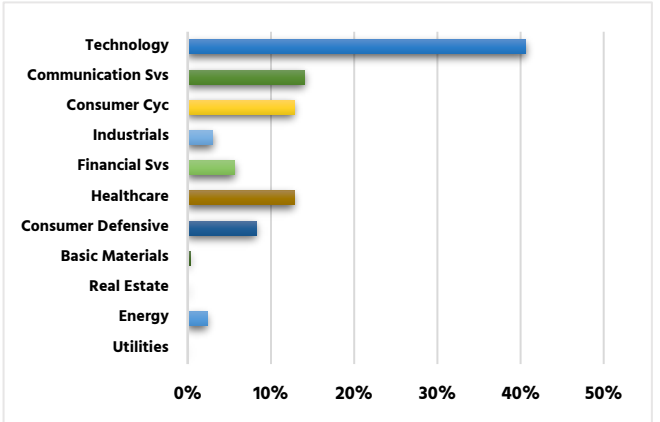
Growth of \$ 10,000



Geographic Allocation (Equities)



Sector Allocation (Equities)



Credit Quality	% Bonds
AAA	NA
AA	NA
A	NA
BBB	NA
BB	NA
B	NA
Below B	NA
NR	NA

Interest Rate Risk	
Avg Effective Maturity	NA
Avg Effective Duration	NA
Avg Credit Quality	NA

Portfolio Management Team
Ken Mulders CFA, Portfolio Manager
Alex Brandolini CFA, Portfolio Manager
Mark McAdam CFA, Portfolio Manager
Jason Keogh CFA, Portfolio Manager
Richard Orrell CIM, Portfolio Manager

Disclaimer

Portfolio management services provided by R N Croft Financial Group Inc. Performance is not guaranteed. Portfolio values change frequently, and past performance may not be repeated. Performance is based on actual returns of the constituent Funds and ETFs net of their embedded management expense ratios but are not adjusted for any transaction costs, early redemption charges or account and relationship manager fees. The inception date is chosen to reflect the inception of the most recently introduced constituent Funds and/or ETFs. The results presented are not those of an actual performance record, as no client accounts held the underlying securities in the specific proportions of this model Portfolio. The results are based on simulated or hypothetical performance results that have certain inherent limitations, including the fact that they are designed with the benefit of hindsight. Performance data have not been audited and are for illustrative purposes only. R N Croft Financial Group Inc. is a licensed Portfolio Manager and Investment Fund Manager serving individual and institutional clients throughout Canada. Valuations and performance results are reported in Canadian dollars. Additional information regarding calculating and reporting performance is available upon request. Please contact R N Croft Financial Group Inc., 801-251 Consumers Road, Toronto, ON M2J 4R3, Telephone: 905-695-7777 or Toll-free: 1-877-249-2884.

*For more information on the Portfolio's FPX Growth benchmark, please go to <https://croftgroup.com/financial-post-indices/>