

MFG Total Return TCG536



Investment Strategy

Our strategy begins with a disciplined but flexible approach to pool management. Our main source for capital appreciation will be long global equity positions focused in Canada and the US, complimented with the tactical use of options and cash, and the strategic use of fixed income assets. Our disciplined strategy seeks opportunities across geographic regions, investment sectors and market capitalizations. The strategy includes both an analytical approach by analyzing the financials of companies, and technical approach in which market valuations guide the timing of trades.

Performance

Year to Date (Actual)	16.64%	Since Inception (Annualized)	9.31%
Best Month Jan 2019	6.92%	Worst Month Jan 2016	-7.72%
Best Year 2015	16.64%	Worst Year 2011	1.16%

Growth of \$1000



Key Data

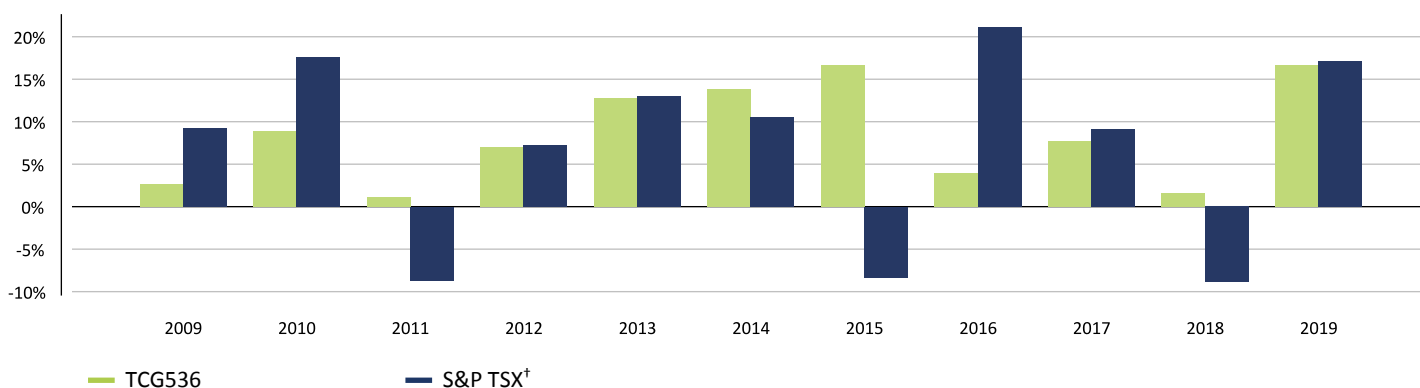
AUM (Mn CAD)	\$46.31
NAV/Share	\$18.96
Total Portfolio Holdings	40
FundServ codes	TCG 536
Cost and Fees ¹	0.70%
Initial purchase	\$500
Additional purchase	\$100
Distribution	1.75% annually, paid monthly
Benchmark [†]	S&P TSX
Inception Date	Oct 31, 2009

Performance Statistics

Standard Deviation Statistics

	1 M	1 Yr	3 Yr	5 Yr	3 Yr	5 Yr	Since Inception
TCG536	0.41%	6.34%	10.08%	10.03%	7.83%	8.76%	7.56%
S&P TSX	0.43%	4.35%	7.21%	4.13%	8.78%	11.04%	11.64%

Annual Performance



	2009	2010	2011	2012	2013	2014	2015	2016	2017	2018	2019
TCG536	2.60%	8.83%	1.16%	7.02%	12.77%	13.82%	16.64%	3.95%	7.68%	1.56%	16.64%
S&P TSX	9.29%	17.61%	-8.71%	7.19%	12.99%	10.55%	-8.32%	21.08%	9.10%	-8.89%	17.13%

MFG Total Return TCG536



Top Holdings

Symbol	Name	Weight
TLT US	ISHARES 20+ YEAR TREASURY BOND	5.25%
VXX US	IPATH SERIES B S&P 500 VIX ST FUTURES	5.12%
ENB CN	ENBRIDGE INC	3.85%
GLD US	SPDR GOLD TR GOLD SHS	3.76%
AMZN US	AMAZON INC.	3.52%
AX.UN CN	ARTIS REAL ESTATE INVESTMENT TRUST UNIT	3.45%
DIR-U CN	DREAM INDUSTRIAL REAL ESTATE	3.27%
BYND US	BEYOND MEAT INC	3.23%
AVGO US	BROADCOM LTD	3.17%
TMO US	THERMO FISHER SCIENTIFIC	3.05%

Portfolio Managers

Portfolio Management Team

Jack Morris CIM, Portfolio Manager
Chris Croft CFA, Portfolio Manager
Kelly Morris, Research Analyst

Investment Review Committee

Richard Croft CIO, Portfolio Manager
Ken Mulders CFA, Portfolio Manager
Alex Brandolini CFA, Portfolio Manager
Mark McAdam CFA, Portfolio Manager
Jason Ayres DMS, Derivative Strategist

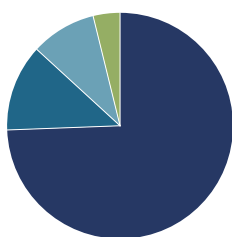


CROFT
FINANCIAL GROUP



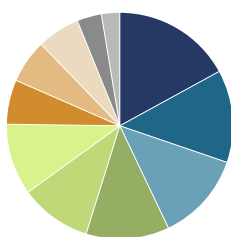
MORRIS
FINANCIAL

Asset Allocation²



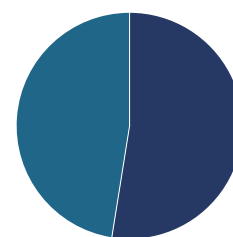
Equity	74.5%
Bonds & Debentures	12.4%
Cash	9.4%
Preferred	3.8%
Option	-0.1%

Sector Allocation³



Consumer Discretionary	17.0%
Real Estate	13.2%
Materials	12.7%
Energy	11.9%
Financials	10.2%
Health Care	10.2%
Communication Services	6.3%
Information Technology	6.2%
Consumer Staples	6.1%
Industrials	3.5%
Utilities	2.6%

Geographic Allocation⁴



United States	52.5%
Canada	47.5%

Disclaimer and Notes

¹Includes 25 bps management fee and an estimated 45 bps direct pool expenses. For further information please refer to the CFG Custom Portfolio Corporation Financials, available from www.croftgroup.com.

²Asset Allocation – CAD actual, marked to market as of close on the date quoted

³Sector Allocation – CAD notional, including option exposures with cash adjusted to total 100%

⁴Geographic Allocation – CAD notional, including option exposures with cash adjusted to total 100%

For further information please refer to the CFG Custom Portfolio Corporation Financials, available from www.croftgroup.com.

Portfolio management services provided by R N Croft Financial Group Inc. Performance is not guaranteed. Portfolio values change frequently, and past performance may not be repeated. Performance is based on actual returns net of embedded management, operating fees and transaction costs, but are not adjusted for any account or relationship manager fees. Portfolio returns are net of all withholding taxes. Performance data have not been audited and are for illustrative purposes only. Valuations and performance results are reported in Canadian dollars.

R N Croft Financial Group Inc. is a licensed Portfolio Manager and Investment Fund Manager serving individual and institutional clients throughout Canada. Additional information regarding calculating and reporting performance is available upon request. Please contact R N Croft Financial Group Inc., 801-251 Consumers Road, Toronto, ON M2J 4R3, Telephone: 905-695-7777, Toll-free: 1- 877-289-2884 or admin@croftgroup.com.